

## Universal Coating Thickness Gauge with external, non-switched probe

The Surfix® - Series is a compact, lightweight, multifunctional fully menu driven coating thickness gauge for fast, precise, non-destructive coating thickness measurement for varnish, paint and electroplated coatings on iron/steel and varnish, paint and anodizing coatings on non-ferrous metals and on austenitic stainless steels.

**6 Models:** Surfix® FN      Surfix® FN basic  
 Surfix® F      Surfix® F basic  
 Surfix® N      Surfix® N basic  
 basic: without memory, statistics, limit values, IR-interface

**1 Probe:** external, non-switched probe

**Measuring Range:** 0 – 1500 µm (0 – 60 mils)

**Online Statistics Display:** Up to 10000 readings are statistically evaluated – Number of readings, mean value, standard deviation, maximum and minimum reading



The external, non-switched probe is machined to ultra-high standards and utilizes a unique, hard-metal probe tip which prevents probe



wear. The V-notched foot of the probe provides a stable footing on small cylindrical parts. It can be removed to expose a "micro-probe" sensor perfect to measure on small measuring areas and in cavities.

### Features

- Innovative and user-friendly measuring techniques
- Online statistics with all common statistical parameters
- Data transfer to printer or PC via an infrared interface
- The Surfix® FN identifies the substrate and activates the appropriate measuring procedure
- Menu in a choice of different languages ensures easy operation
- The uniform contact pressure of the sensor is minimized, preventing scratches & indentations to sensitive surfaces
- Optional high temperature foot for measuring on surfaces up to 150 °C (302 °F)
- Manufacturer's Certificate and one year warranty included



### Test Stand (optional)

- Designed for smooth, repeatable measurements for coating thickness applications
- Spring-loaded lever for fast, precise travel
- Compact size and light weight makes it the ideal test stand for all workplaces



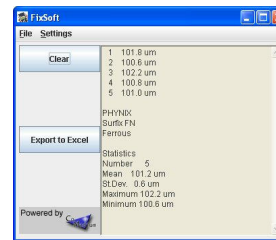
# Specifications Surfif<sup>®</sup> for FN version

- Measuring principle:** Magnetic induction principle (Ferrous)  
Eddy-current principle (Non-Ferrous)
- Range:** 0 – 1500  $\mu\text{m}$  (0 – 60 mils)
- Accuracy:**  $\pm$  (1  $\mu\text{m}$  / 0.04 mils +1% of reading)
- Resolution:** 0.1  $\mu\text{m}$  / 0.004 mils or < 0.2% of reading
- Display:** Backlight, 4-digit alphanumeric., height 10 mm (0.4 ")
- Calibration:** Factory – , zero – and foil calibration  
offset-function: addition/subtract. of a const. value
- Memory:** max. 200 readings
- Statistics Program:** Number of readings, mean value, stand. deviation, max. and min. reading
- Data Output:** Infrared interface
- Operating Temp.:** 0 °C – 50 °C / 32 °F – 122 °F
- Surface Temp.:** -15 °C – 60 °C / 5 °F – 140 °F (standard)  
-15 °C – 150 °C / 5 °F – 302 °F (w/opt. foot)
- Power:** 2 AA, 1.5V
- Dimensions:** 137 mm x 66 mm x 23 mm (5.4" x 2.6" x 0.9")
- Weight:** 205 g (7.2 oz) incl. batteries
- Protection Class:** IP 52 (proof against dust and dripping water)
- Standards:** DIN, ISO, ASTM, BS



**Printer PrintFix** (optional)

Portable thermal-printer with an integrated infrared interface for wireless data transfer. It can print values stored in the Surfif<sup>®</sup> gauge quickly and reliably locally or later in the office.







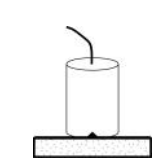
**Software FixSoft** (optional)

Transfer program for Surfif<sup>®</sup> gauge. The measurement values are transferred in a pre-compiled template for spreadsheet programs together with a histogram and a trend presentation.



**Delivery schedule Surfif<sup>®</sup> for FN version:**  
Gauge incl. probe, 2 calibration foils, ferrous and non-ferrous zero plate, 2 AA batteries, manual and manufacturer's certificate; all in a rugged plastic carrying case. Carrying pouch optional.

## Measuring Limits

- 
- Minimum radius for convex surfaces** 1.5 mm (0.06")
- 
- Minimum radius for concave surfaces** 5 mm (0.2")
- 
- Minimum headroom** 100 mm (4")
- 
- Measuring area** 5 mm x 5 mm (0.2" x 0.2")
- 
- Minimum substrate thickness – F** 0.2 mm (8 mils)  
**Minimum substrate thickness – N** 50  $\mu\text{m}$  (2 mils)

# PHYNIX

Physikalische Oberflächen-Messtechnik  
Physical Surface Testing Technology

**PHYNIX GmbH & Co. KG**

Alexe-Altenkirch-Straße 3

50739 Köln, Germany

Phone: +49(0)221/17964-30

Fax: +49(0)221/17964-35

info@phynix.de

www.phynix.de